

RISK LEVEL



KEY FIGURES

NAV (cap.) at 11/08/2022 (en USD)

197.29

Total assets of the subfund (in mio USD)

82.33

Aggregated Return (for 1 year)

-7.99 %

Aggregated Return (for 3 years)

34.55 %

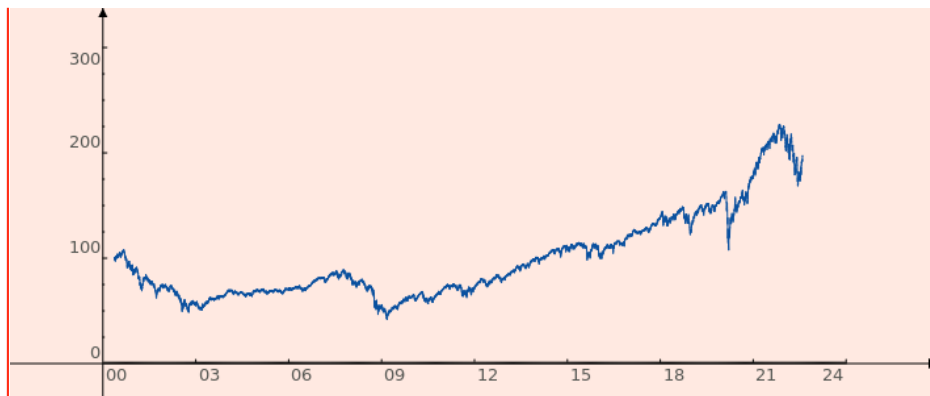
Aggregated Return (for 5 years)

56.75 %

CHARACTERISTICS OF THE SUBFUND

SUBFUND	LUX-EQUITY NORTH AMERICA
NAV	197.29 USD
Reference Currency	USD
Date of issue	15/05/2000
Calculation of the NAV	Daily
Custodian bank	Spuerkeess
ISIN code (cap.)	LU0110612735
Total assets of the subfund (in mio)	82.33 USD
Cut-off time	12:00 (GMT+1)

PRICE EVOLUTION



INVESTMENT POLICY

The subfund LUX-EQUITY NORTH AMERICA tries to reflect as accurately as possible the S&P 100® Index. This reference index is used to measure the performance of the american 'blue-chips'. The objective is to follow this benchmark, mainly by using almost exclusively equities of this reference index within the set proportions. Therefore, the portfolio invests its assets mainly in equities of established world-wide known companies belonging to the high market capitalizations of the american stock exchange. © 2000 by "The McGraw-Hill Companies INC". All rights reserved.

AGGREGATED RETURN*

YTD (31/12/2021)	-12.07 %
for 1 month (11/07/2022)	11.09 %
for 3 months (11/05/2022)	10.08 %
for 6 months (11/02/2022)	-6.17 %
for 1 year (11/08/2021)	-7.99 %
for 3 years (09/08/2019)	34.55 %
for 5 years (11/08/2017)	56.75 %
as from creation (15/05/2000)	97.29 %

* based on the NAV of the capitalization shares

CHARGES

Entry charges	2.50 %
Exit charges	1.00 %

Charges taken from the fund over a year

Ongoing charges	CAP 1.36 %
-----------------	------------

Charges taken from the fund under certain specific conditions

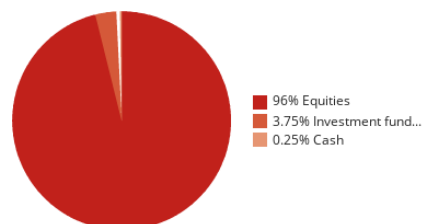
Performance fee	None
-----------------	------

Detailed Informations about the charges are in our publication "Principaux tarifs bancaires" available at www.spuerkeess.lu and in our branches.

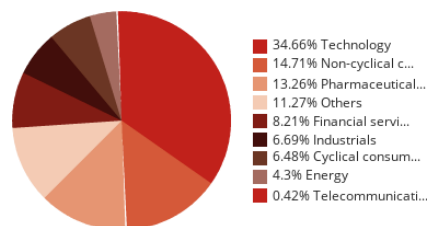
TOP EQUITY INVESTMENTS AS PER 29/07/2022

Apple Inc Reg	6.823 %
Microsoft Corp	6.036 %
Alphabet Inc C	5.175 %
Amazon.com Inc	4.458 %
United Health Group Inc	2.13 %

INVESTMENT ALLOCATION AS PER 29/07/2022



SECTOR BREAKDOWN OF THE EQUITY INVESTMENT AS PER 29/07/2022



IMPORTANT NOTICE

Please note that the above subfund may only be distributed in Luxembourg. Shares of funds of our lux|funds range may not be sold to US Persons.

Any subscription must be done on the basis of the fund's prospectus in effect at the time of subscription and the KIID ("Key Investor Information Document"), accompanied by the latest annual report or, if more recent, the latest interim report.

For every subscription today (day D) before noon (Luxembourg time), the NAV applicable will be the NAV dated today (D), which will be calculated and published the next day (day D+1), except for Sundays and holidays.

The indicated historical performance levels are not a guarantee of similar growth in value in the future. Losses of value cannot be ruled out, and Spuerkeess may not be held liable for them. The actuarial yield represents the yield obtained when a bond portfolio is held to maturity.

The level of risk is determined on the basis of the historical performance of the last five years and should not be considered a reliable indicator of the future risk profile of the compartment. It represents the risk of fluctuations in the net asset value per share and may change over time. Level 1 represents the lowest risk, and level 7 represents the highest risk. The higher the risk, the longer the recommended investment period. For details on the risks involved, please consult the KIID.

The entry and exit charges are those indicated in the prospectus. The actual applicable charges may be consulted in our brochure "General tariffs on financial instruments" available at www.spuerkeess.lu and at Spuerkeess branches.

Tax information about the fund is available at www.luxfunds.lu and at Spuerkeess branches. It is recommended that investors consult their own legal and tax advisers before investing in the fund.

This document is provided solely for information purposes and cannot be considered legal, tax, or investment advice.